



US00D637527S

(12) **United States Design Patent**
Choi et al.

(10) **Patent No.:** **US D637,527 S**

(45) **Date of Patent:** **** May 10, 2011**

(54) **BICYCLE FRAME**

D420,310 S 2/2000 Spriggs et al.
6,318,744 B1 11/2001 Lester

(75) Inventors: **Robert Choi**, Gilroy, CA (US); **Barley A. Forsman**, Morgan Hill, CA (US)

(Continued)

(73) Assignee: **Volagi, LLC**, Morgan Hill, CA (US)

(**) Term: **14 Years**

(21) Appl. No.: **29/378,786**

(22) Filed: **Nov. 9, 2010**

Related U.S. Application Data

(63) Continuation of application No. 29/369,760, filed on Sep. 13, 2010.

(51) **LOC (9) Cl.** **12-11**

(52) **U.S. Cl.** **D12/111**

(58) **Field of Classification Search** D12/111,
D12/117; 280/274–280, 281.1, 288.1–288.3,
280/283–288

See application file for complete search history.

(56) **References Cited**

U.S. PATENT DOCUMENTS

499,707	A	*	6/1893	Bolte	
527,404	A	*	10/1894	Byrne	
973,217	A	*	10/1910	Sager	
1,148,170	A	*	7/1915	Incerti	
2,283,671	A	*	5/1942	Finlay et al.	
D244,593	S	*	6/1977	Manofsky et al.	
4,577,879	A	*	3/1986	Vereyken	
D284,646	S		7/1986	Turner	
D292,074	S	*	9/1987	Schilplin	D12/111
D308,500	S		6/1990	Berg et al.	
D311,508	S		10/1990	Rieger et al.	
5,188,003	A		2/1993	Trammell, Jr.	
D343,147	S	*	1/1994	Cognata et al.	D12/111
5,335,929	A		8/1994	Takagaki et al.	
D384,307	S	*	9/1997	Fisher	D12/111
D411,145	S		6/1999	Shankin	
D418,778	S	*	1/2000	Allen et al.	D12/111
D419,110	S	*	1/2000	Allen et al.	D12/111
D419,111	S	*	1/2000	Allen et al.	D12/111

OTHER PUBLICATIONS

Photograph of bicycle downloaded from Wikipedia article on bicycle frame on Aug. 9, 2010.

(Continued)

Primary Examiner — Susan M Lee

Assistant Examiner — Linda G. Brooks

(74) *Attorney, Agent, or Firm* — Dascenzo Intellectual Property Law, P.C.

(57) **CLAIM**

We claim the ornamental design for a bicycle frame, as shown and described.

DESCRIPTION

FIG. 1 is a rear, top perspective view of a bicycle frame showing the new design.

FIG. 2 is a top plan view of the bicycle frame showing the new design.

FIG. 3 is a bottom plan view of the bicycle frame showing the new design.

FIG. 4 is a rear end view of the bicycle frame showing the new design.

FIG. 5 is a right side elevation view of the bicycle frame showing the new design.

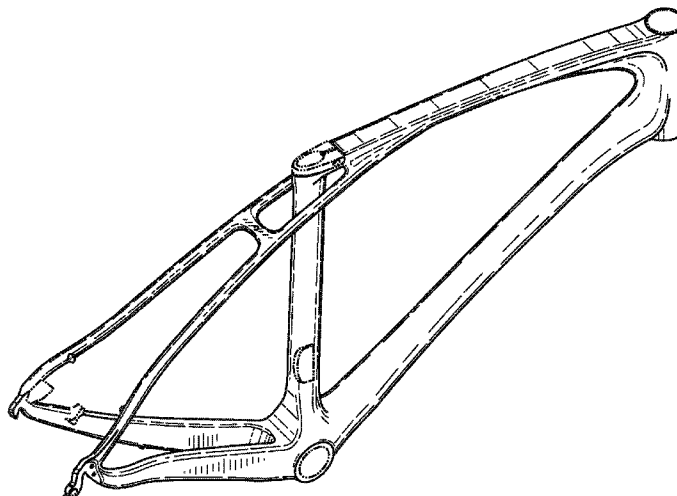
FIG. 6 is a front end view of the bicycle frame showing the new design; and,

FIG. 7 is a left side elevation view of the bicycle frame showing the new design.

The broken lines shown in the drawings are for illustrative purposes only, illustrate additional portions of the bicycle frame shown in the drawings, and form no part of the presently claimed design.

The shading lines shown in the drawings represent the approximate three-dimensional contour of the design, and are not intended to indicate surface decoration.

1 Claim, 4 Drawing Sheets



U.S. PATENT DOCUMENTS

D503,662 S 4/2005 Tiyawatchalpong
6,948,731 B2 9/2005 Noer
D548,141 S 8/2007 Pizzi
2002/0125679 A1 9/2002 Jung
2007/0228689 A1* 10/2007 Lin
2009/0102158 A1* 4/2009 Antonot
2009/0267317 A1* 10/2009 Yang
2010/0007113 A1* 1/2010 Earle et al.

OTHER PUBLICATIONS

Photograph of GT track bike downloaded from Internet on Aug. 9, 2010.

Photograph of Izip Urban Cruiser downloaded from Internet Aug. 9, 2010.*

Photograph of Izip Urban Cruiser taken Aug. 10, 2010 and available at Best Buy.*

Photograph of Izip Urban Cruiser taken Aug. 10, 2010 and available at Best Buy (2).

Photograph of Izip Urban Cruiser taken Aug. 10, 2010 and available at Best Buy (3).

Photograph of Izip Urban Cruiser taken Aug. 10, 2010 and available at Best Buy (4).

Photograph of Maxone Bicycle downloaded from Internet on Aug. 9, 2010.

Photograph of Yamaguchi track bike downloaded from Internet on Aug. 9, 2010.

XDS Carbon Tech brochure obtained Sep. 2009.

Photograph of bicycle seen by Applicants' counsel on Oct. 8, 2010.

* cited by examiner

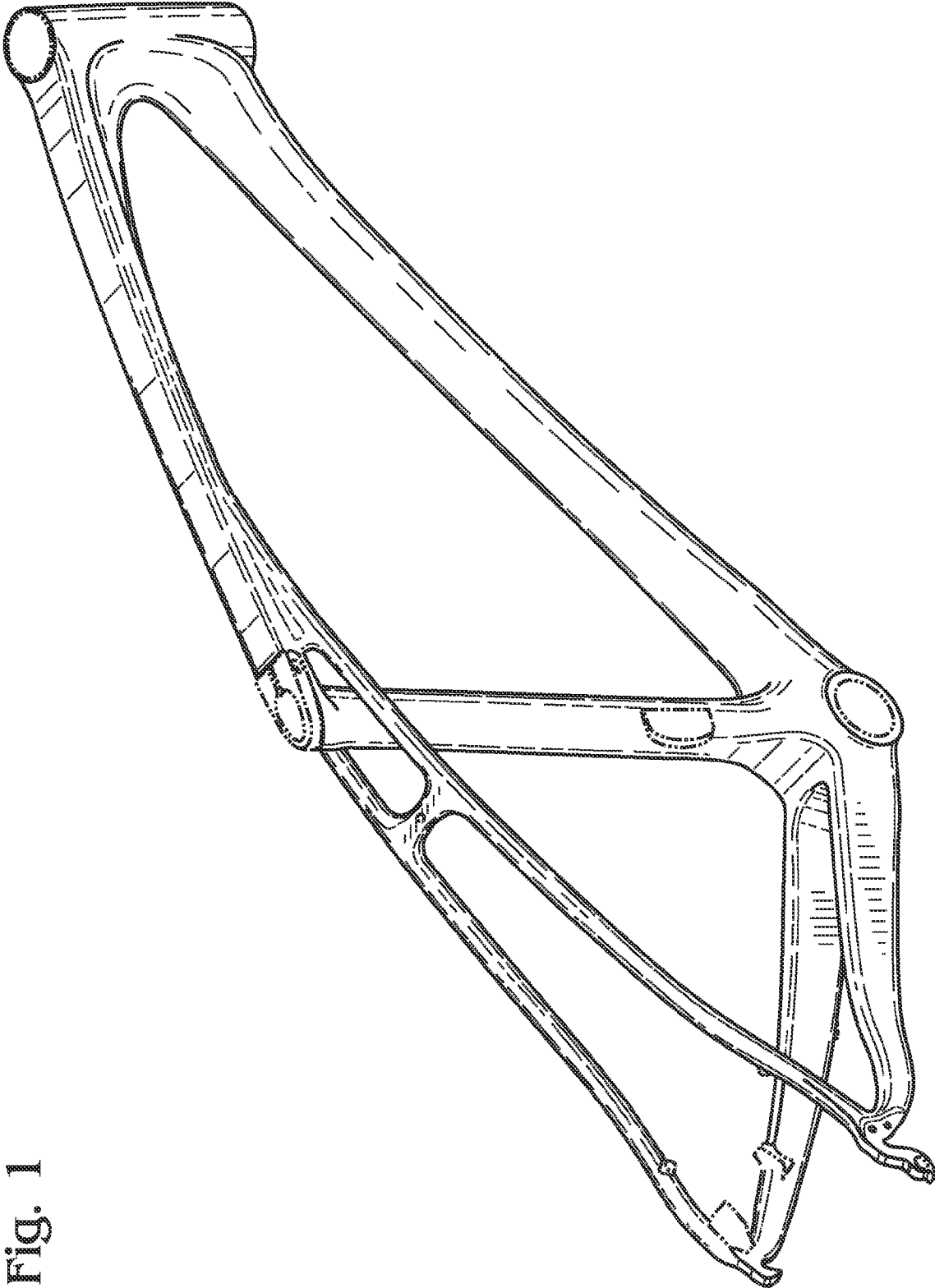


FIG. 1

Fig. 2

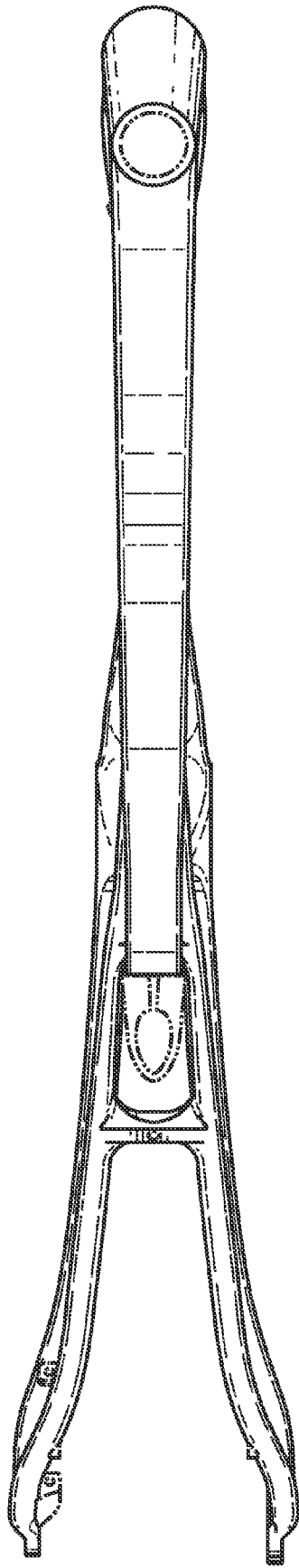
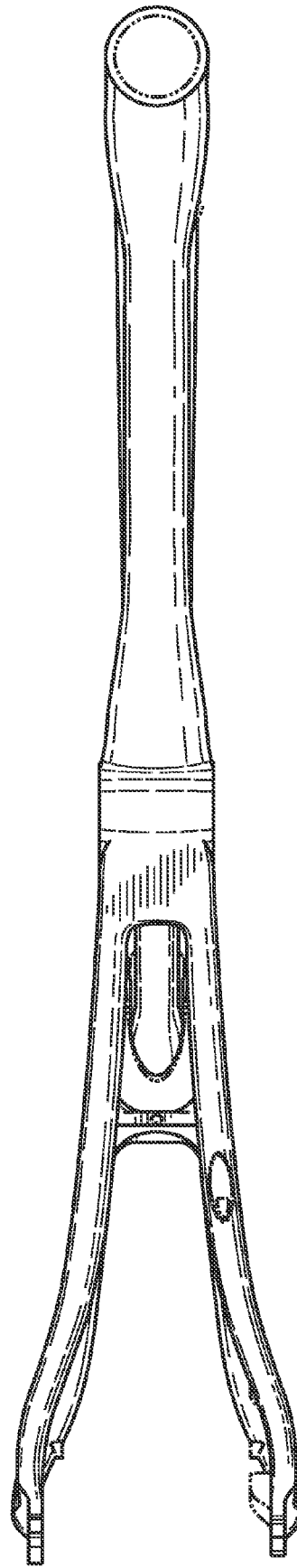


Fig. 3



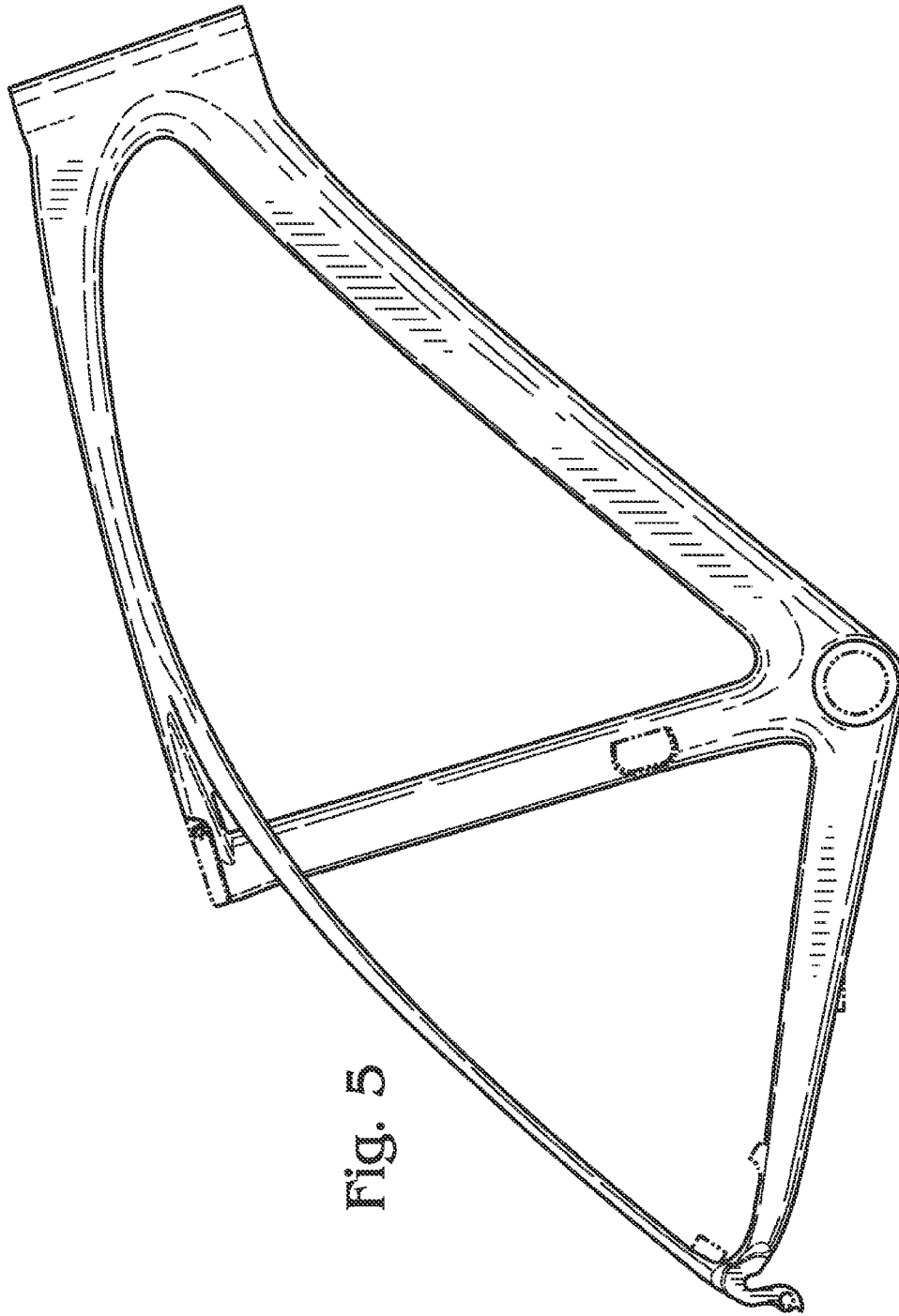


Fig. 5

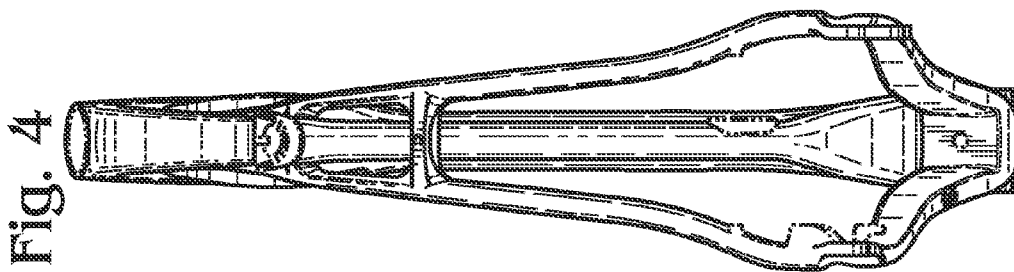


Fig. 4

Fig. 7

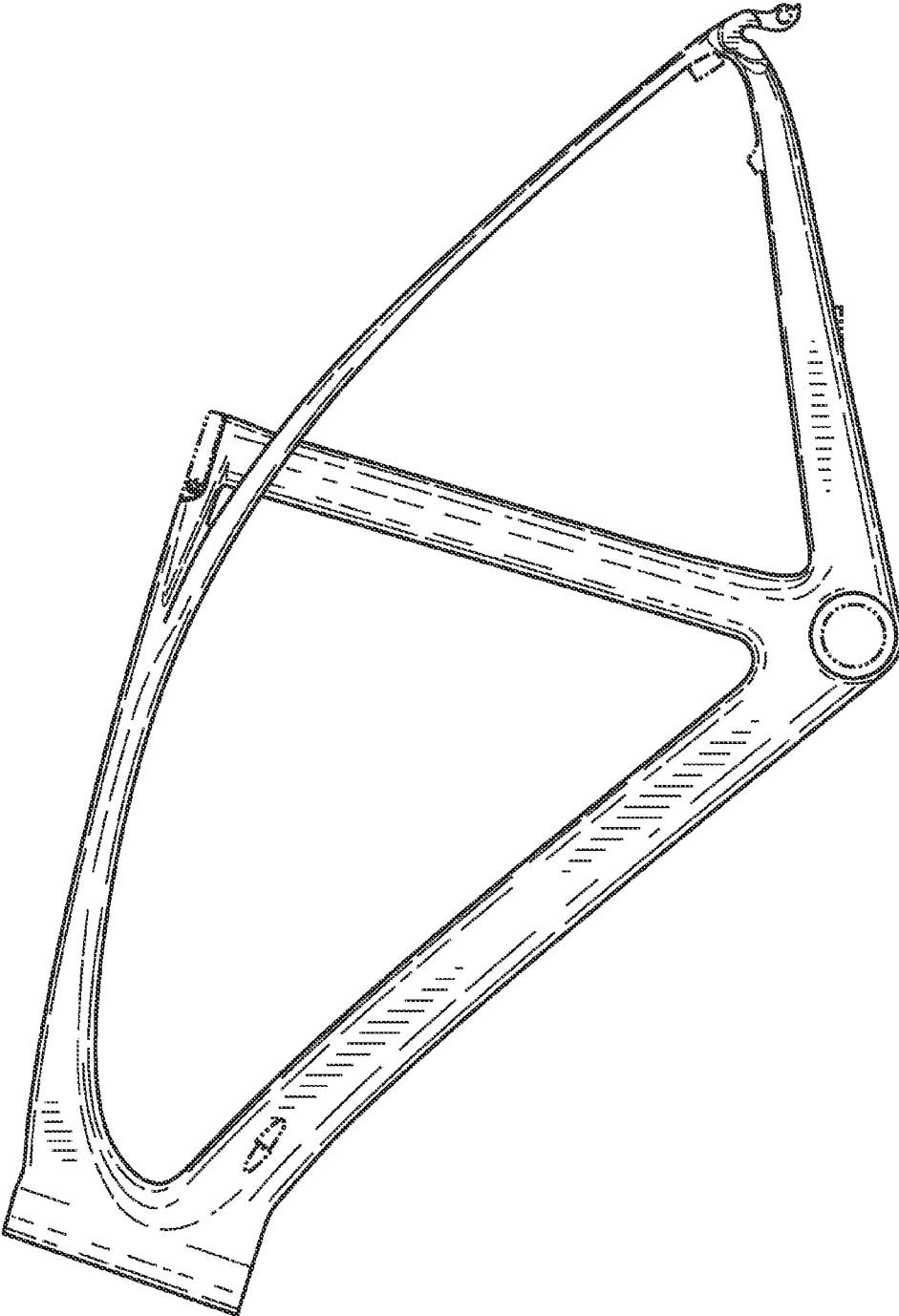


Fig. 6

